

# How to Learn



## Workshop



LAMBERT TRAINING SYSTEMS

© 1994 Lambert Training Systems, Stone Mountain, Georgia



# HOW TO LEARN

## **A: LIST OF THINGS: IN ORDER**

Write it down...Look for relationships

Make a sentence

PEG method

## **NO ORDER REQUIRED**

Write it down...Look for relationships

Rearrange it...So that it spells something

## **B: RELATIONSHIPS:**

Pictures

Charts

Graphs

## **C: FACTS:**

Learning Cards

## **D: SKILLS:**

Master Performer



## HOW TO LEARN

### ***ATTITUDE***

**LEARNING IS FUN !**

**Burn the MIDNIGHT OIL!**

**NO PAIN...NO GAIN**

**Road to success is paved  
with.....**

**LEARNING IS ALWAYS !**

**I CAN LEARN...ANYTHING**

**I WILL MAKE AN "A"!**

**I WILL HIT A "HOMERUN"!**





## **HOW TO LEARN**

**LIST OF THINGS.....IN ORDER**

## **RELATIONSHIP**

**BOOKS OF THE BIBLE**

$$**3 \times 9 = 27**$$

**MONTHS 30/31 DAYS?**





## HOW TO LEARN

LIST OF THINGS.....IN ORDER

### PERIODIC CHART

FIRST TEN ELEMENTS

H.....H....L.....B.....B.....C.....N....O.....F.....  
N

SECOND TEN ELEMENTS

S.....M.A.S.....P.S.....C.A.P.....C

### TAXONOMY

K...KIND.....  
P.....PEOPLE.....  
C..CAN.....  
O....OFTEN.....  
F...FIND.....  
G....GREAT.....  
S.....SUCCESS.....





## HOW TO LEARN

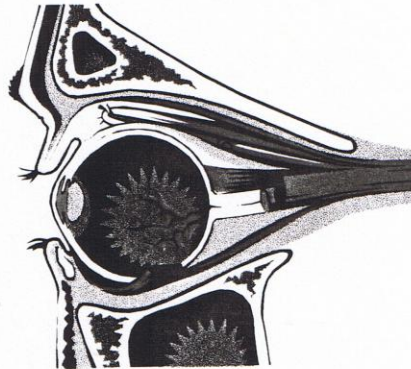
LIST OF THINGS..... NO ORDER REQUIRED  
SPELL SOMETHING!

### THE GREAT LAKES

H.....  
O.....  
M....  
E.....  
S.....

### PARTS OF THE EYE

C.....  
L....  
I.....  
P....  
. . .  
R.....



# HOW TO LEARN WORKSHOP



## LIST OF THINGS.....IN ORDER

**SUN**.....M.....V.....M.....J.....S.....U.....  
..N.....P

MY VERY EDUCATED MOTHER JUST SERVED US NINE  
PICKLES

MERCURY..VENUS..EARTH..MARS..JUPITER...SATURN...UR  
ANUS...PLUTO

**RAINBOW**.....R  
...O.....Y.....G.....B.....I.....V

RED.....ORANGE.....YELLOW.....GREEN.....BLUE.....INDIGO  
.....VIOLET.



## HOW TO LEARN

LIST OF THINGS... NO ORDER  
REQUIRED

SPELL SOMETHING!

AMERICAN CANCER SOCIETY'S  
**CAUTION**

C  
A  
U  
T  
I  
O  
N

THE BRITISH ISLES    EXCRETORY SYSTEM

W  
I  
S  
E

S  
K  
I  
L  
L





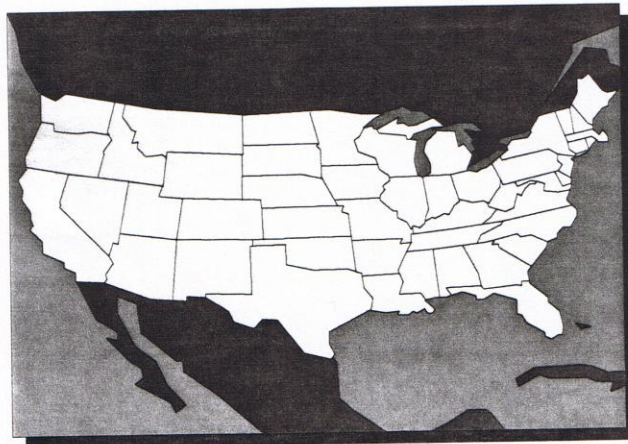
# HOW TO LEARN

## LIST OF THINGS NO ORDER REQUIRED "THE FIFTY STATES"

**FIFTY NO!**

**FIVE LISTS OF TEN**

<b>4 New</b> <b>2 Ts</b> <b>2 Norths</b> <b>2</b> <b>Souths</b>	<b>8 Ms</b> <b>A 3</b> <b>E 0</b> <b>I 4</b> <b>O 1</b> <b>U 0</b> <b>2 Ns</b>	<b>VOWELS</b> <b>A 4</b> <b>E 0</b> <b>I 4</b> <b>O 3</b> <b>U 1</b>	<b>31CD</b>	<b>H</b> <b>PLUG</b> <b>RFK</b>
---	--	---	-------------	---------------------------------------





# HOW TO LEARN

## 12 DISCIPLES



SIMON the pieman--(SIMON )  
 jammed--(JAMES)  
 his pie in the john--(JOHN)  
 filled--(PHILLIP)  
 it up with water and drew--(ANDREW)  
 it out. He placed it on the bar--(BARTHOLOMEW)  
 and dried it off with a mat.--(MATTHEW)  
 A tom cat--(THOMAS)  
 stole the pie and placed it in alf's--  
 (JAMES\_ALPHAEUS)  
 pocket. He was so sad that-- (THADDAEUS)  
 Simon took a cane--(SIMON\_CANAANITE)  
 and hit him until a Jew in a chariot--(JUDAS  
 ISCARIOT)  
 rode up and grabbed the cane.

## 12 DISCIPLES no order required

4  
 JMB 22  
 APTS ( 422 JMB APARTMENTS )

Think:

4J's JOHN,JAMES,JAMES(ALPHAEUS),JUDAS A ANDREW  
 M MATTHEW P PHILLIP  
 B BARTHOLOMEW 2T's THOMAS,THADDAEUS  
 2S's SIMON PETER, SIMON CANAAITE



## HOW TO LEARN

# STORY METHOD

### *Books of the Bible*

MATTHEW A LITTLE BOY CALLED MATTHEW  
MARK MARKED  
LUKE A BAG OF LOOT  
JOHN AND THREW IT IN THE JOHN  
ACTS THEN HE STARTED ACTING UP  
ROMANS SOME ROMANS SOLDIERS CAME AND SHOOK HIM  
THEY TOOK 2 APPLES FROM HIM; ATE THEM  
1ST CORINTHIANS AND THREW AWAY THE 1ST CORE  
2ND CORINTHIANS THEN THE 2ND CORE  
GALATIANS THE CORES FORM A HUGE GLACIER  
EPHESIANS ON TOP OF THE GLACIER SOMEONE WAS  
HAVING A GREAT FEAST  
PHILIPPIANS IT WAS PHILIP.  
COLOSSIANS PHILIP WROTE A COLOSSAL THESIS  
1ST THESSALONIANS THE 1ST THESIS HE GAVE AWAY  
2ND THESSALONIANS THE 2ND THESIS HE  
GAVE AWAY  
1ST TIMOTHY THE 1ST HE GAVE TO  
TIMOTHY  
2ND TIMOTHY THE 2ND HE GAVE TO  
TIMOTHY ALSO  
TITUS TIMOTHY ROLLED THEM TIGHT  
PHILEMON AND FILLED A MAN WITH THEM  
HEBREWS THE MAN WAS HEBREW  
JAMES AND HAVING THEM JAMMED  
IN HIS MOUTH MADE HIM SICK  
1ST PETER HE STARTED TO PETER OUT  
2ND PETER THEN HE PETERED OUT EVEN MORE  
1ST JOHN FIRST HE WENT TO THE JOHN  
2ND JOHN HE WENT TO THE JOHN A 2ND TIME  
3RD JOHN AND A THIRD TIME  
JUDE THEN A JEW SAVED HIM  
REVELATIONS REVEALING HIM TO BE A HERO.






## HOW TO LEARN

### STORY METHOD

CENTIGRADE TO FAHRENHEIT-

**FRIDAY (F) IS THE SAME (=) 9 TO 5  
DRAG IN COLLEGE (C)  
BUT I'VE ONLY GOT 32 MINUTES TO GO!**



$$F = 9/5C + 32$$



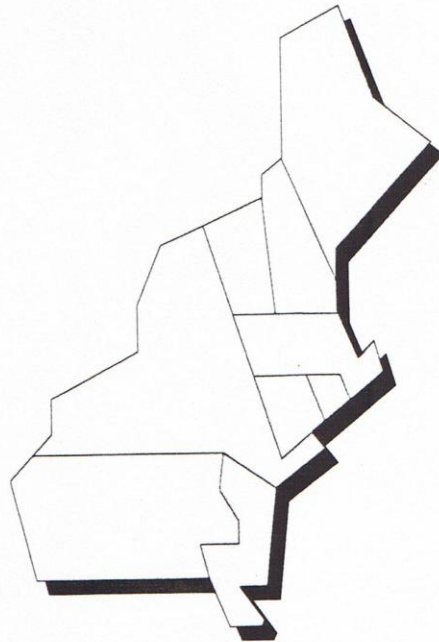


## HOW TO LEARN

### STORY METHOD THIRTEEN COLONIES

IN ORDER THE ORDER THAT THEY JOINED THE UNION

A LADY FROM *DELAWARE* BOUGHT A TICKET ON THE *PENNSYLVANIA* RAILROAD. SHE PACKED A *NEW, JERSEY* SWEATER IN HER SUITCASE, AND WENT TO VISIT HER FRIEND NAMED *GEORGIA* IN *CONNECTICUT* THE NEXT MORNING SHE AND HER FRIEND ATTENDED *MASS* IN A CHURCH ON *MARY'S LAND*. THEN THEY TOOK THE *SOUTH CAR LINE* HOME AND DINED ON A *NEW HAM* WHICH HAD BEEN ROASTED BY *VIRGINIA* THE COOK FROM *NEW YORK*. AFTER DINNER THEY TOOK THE *NORTH CAR LINE* HOME AND *RODE* TO THE *ISLAND*.







## HOW TO LEARN

### MATHEMATICS

**ADD:**

$$\text{\$1.55} + \text{\$1.45} + \text{\$2.39} + \text{\$2.49}$$

**Think.....**

Take 5 cents from the \$1.55  
put it with the \$1.45  
that makes two \$1.50's which  
is easily \$3.00

**Then Think.....**

Add a penny to both \$2.39 and \$2.49  
that will make \$2.40 and \$2.50  
which is easily added to make \$4.90

**Then add.....**

\$3.00 and \$4.90 to get \$7.90  
remember to take back the two  
pennies  
you added...that makes \$7.88



# HOW TO LEARN

## MATHEMATICS SHORTCUTS

TO MULTIPLY A NUMBER BY:

2.....DOUBLE THE NUMBER

4.....DOUBLE THE NUMBER...TWICE

5.....ADD A ZERO, THEN DIVIDE BY TWO

8.....DOUBLE IT , THREE TIMES

9.....ADD A ZERO, THEN SUBTRACT THE  
ORIGINAL NUMBER

10.....ADD A ZERO

11.....WRITE THE NUMBER BENEATH      ITSELF.  
THEN

MOVE IT ONE COLUMN TO THE      LEFT ,  
THEN ADD THE TWO NUMBERS

20.....DOUBLE THE NUMBER, ADD A ZERO

25.....ADD TWO ZERO'S, THEN DIVIDE BY FOUR



# HOW TO LEARN

## SPELLING

**CAN YOU SPELL...Fundamental...of course**

**FUND.....AMEN.....TAL**  
=====

**CAN YOU SPELL..Believe.....of course**  
\_write the word.....LIE them put BE in front and VE behind it.

**never believe a.....LIE**  
=====

**CAN YOU SPELL...AMATEUR.....of course**  
LOOK AT THE SEQUENCE...A.....MATE...U...R  
=====

**CAN YOU SPELL...ANNIHILATE.....of course**

**SAY .....ANN AND I SAID "HI" LATE**  
**ANN.....I.....HI.....LATE**  
=====

**CAN YOU SPELL...LIEUTENANT....of course**  
=====

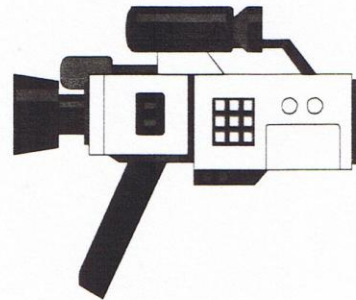





# HOW TO LEARN

## PEG METHOD

1. BUN
2. SHOE
3. TREE
4. DOOR
5. HIVE
6. STICKS
7. HEAVEN
8. GATE
9. WINE
10. HEN
11. FENCE
12. DISCIPLES
13. BLACK CAT
14. NEW EDITION
15. JACKSON FIVE
16. GIRL
17. PROM
18. VOTE
19. BYE BYE
20. HORN OF PLENTY



# COLOR CODE FOR RESISTORS

B...B...R...O...Y...G...B...V...G...W